
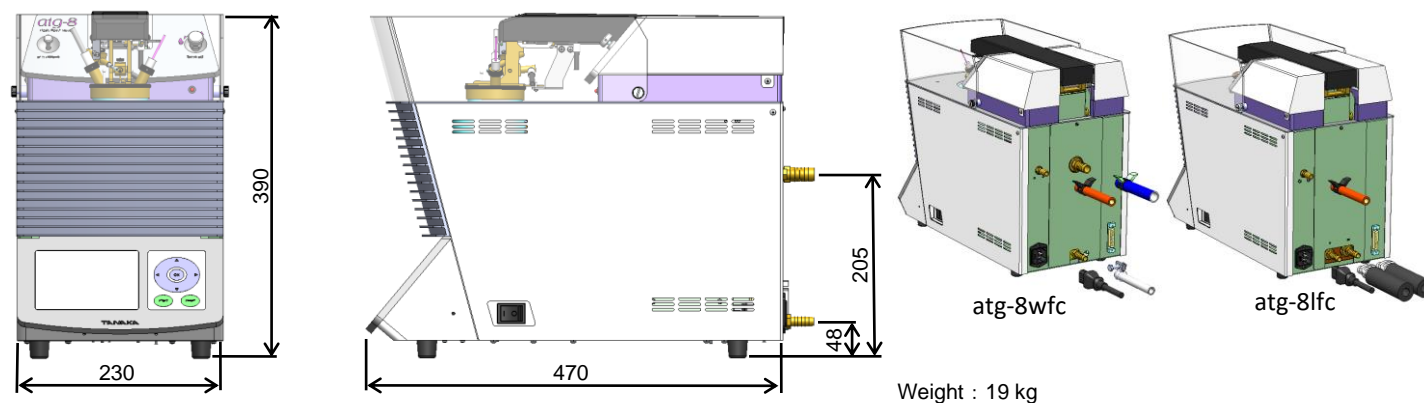


Standard Accessories

Code No.	Part Name	Qty	Code No.	Part Name	Qty
1001376	Test Cup for atg	1	1001400	Flow Control Valve <i>8wfc</i>	1
1000412	O-Ring G-45	1	1000454	Insulated Tubing, 2 m <i>8lfc</i>	2
1000711	Thermofuse (Pack of 5, with insulation tube)	1	1000363	Hose Band, SNP-8 <i>8lfc</i>	4
			1001401	Thermal Insulation Lid <i>8lfc, 8afc</i>	1
1000449	Gas Hose φ9 x φ16 x 1.5m	1	1000907	Windscreen for abl-8, atg-8, asc-8	1
1000361	Gas Hose Band	2	1001507	AC Power Cord, 3.0m for 100 to 120 V	1
1000450	Water Hose <i>8wfc</i> φ15 x φ19 x 1.5 m	1	1006151	AC Power Cord, 2.5m for 220 to 240 V	1
1000362	Drain Hose Band <i>8wfc</i>	1		(Instruction & Maintenance Manual)	
1005925	Braided Hose for Water <i>8wfc</i> φ10 x φ16 x 1.5 m	1			
1000360	Wire Band φ16 <i>8wfc</i>	4			

Optional Accessories

Code No.	Part Name	Remarks
1006018	Printer NEX-C200R01 100V	Print out test data and instrument settings
1006019	Printer NEX-C200R05 200V	
1000262	Mini USB Keyboard	For entering Sample/Operator ID



TANAKA
Petroleum Testing & Beyond

Tanaka Scientific Limited
7-10-3, Ayase, Adachi-ku, Tokyo, 120-005 JAPAN
TEL: 03-3620-1711 FAX: 03-3620-1713
URL: www.tanaka-sci.com

202109

TANAKA
Petroleum Testing & Beyond

Automated Tag Closed Cup Flash Point Tester

atg-8 Series

atg-8wfc (Water Bath Type)

atg-8lfc (Metal Block Bath Liquid-cooled Type)

atg-8afc (Metal Block Bath Air-cooled Type)



- Easy Operation with Minimal Key Strokes
- Robust and Compact Design
- USB Keyboard (Option)
- Adoption of Fire Containment System
- Addition of new air-cooled type, Model atg-8afc

Compact Design

The all-in-one design is much lighter than the previous model, ATG-7, by approximately 30% and consumes very little bench space.

Single Action Setting

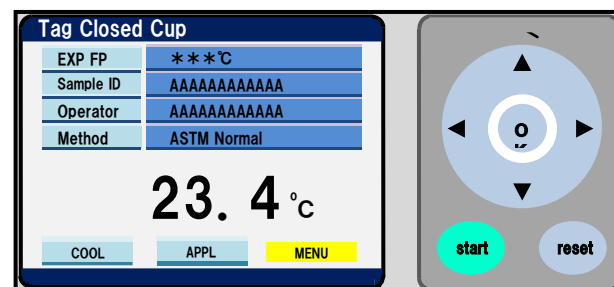
The cup cover is permanently mounted on a swing-arm assembly, which allows an easy handling of the test cup cover. Due to this design, the hot cup cover right after completion of a test can also be lifted with ease. The swing arm assembly can be raised to a vertical position, ensuring easier cleaning of the test cover.

2 types of Baths

2 types of baths are available. Model atg-8wfc is with conventional water bath, and can run tests from ambient temperature and above. Model atg-8afc and atg-8lfc (with metal block bath) can test lower temperature ranges. atg-8afc is air-cooled type, while atg-8lfc requires an optional chiller.

Easy Operation

Select a test mode and enter the expected flash point; while the instrument executes the test, you are free to do other lab work. The instrument follows the exact procedures prescribed in the test method, and the completion of the test cycle is signaled by beeps. The test result is brightly shown on the color LCD module.



Data Handling

The unit is designed to store up to 200 test results and export to an optional printer or to a LIMS through an RS-232 port or USB memory.

Interchangeable Ignition Source

atg-8 series is equipped with both gas and electric igniter as the ignition source. It only takes a few minutes to switch from gas to electric or vice versa.



Gas Ignition



Electric Ignition

USB Port

A USB port allows connecting USB keyboard for easy entering of sample and operator ID. USB flash memory can be utilized to export data to a PC or to save/copy/upload test parameters.



Connection of USB Keyboard



Connection of USB Stick

Fire Containment System

In case the sample accidentally catches fire, the instrument will automatically spray fire containment gas (N₂ or CO₂) to extinguish the fire.

Specifications

Product	Tag Closed Cup Flash Point Tester		
Model	<i>atg-8wfc</i>	<i>atg-8lfc</i>	<i>atg-8afc</i>
Test Methods	ASTM D56, IP 304, JIS K 2265-1		
Measuring Range	Ambient to 95°C	-20 to +95°C	5 to 75°C
Test Mode	ASTM CRM, ASTM Normal, ASTM SPE (search), ASTM Rapid and User custom		
Bath	Water Bath	Metal Block Bath (with an optional chiller)	Metal Block Bath
Sample Heating / Cooling	By Plate Heater By replacing Bath Liquid	By Peltier Devices	
Display	5.7 inch (117 x 88 mm) color LCD with LED back light		
Temperature Sensor	PT-100 in stainless steel sheath		
Flash Detection	CRC Thermocouple		
Ignition Source	Gas ignition with automatic lighting or electric ignition (Interchangeable)		
Barometric Correction	Built-in barometric pressure sensor		
I/O Port	RS-232C = 1 channel (for PC or Optional Printer) USB=1 channel (for USB keyboard or USB Flash Memory)		
Safety Functions	Automatically shuts off and the problem is reported by buzzer and display in case: (a) EFP+10°C (+20 °F) or 95°C (200 °F) is reached (b) Temperature sensor for sample is found defective (c) Flash detector is found defective (d) Thermofuse is blown (e) Built-in battery is found drained out (f) Test cover is not set in place (g) Control computer runs away (no display)		
Fire Containment System	Quenching Gas:N ₂ or CO ₂ , Inlet Port:PT1/4, Recommended pressure 0.2 - 0.5 MPa		
Gas Supply	LP gas or natural gas (Max. pressure:10 kPa)		
Power Consumption	AC 100 to 120 V, 500 VA (max) AC 220 to 240 V, 400 VA (max) 50/60 Hz	AC 100 to 240 V, 300 VA (max), 50/60 Hz	
Electricity Consumption	40 Wh for 1 test (about 30 min), 15.12 gCO ₂ (@ 0.378 kgCO ₂ /kWh)	30 Wh for 1 test (about 30 min), 11.34 gCO ₂ (@ 0.378 kgCO ₂ /kWh)	
Dimension (W × D × H)	230 x 470 x 390 (mm)		
Weight	19 kg		

Circulator Requirements for atg-8lfc (Please procure it locally)

Type	Circulator with heating/cooling capacities. Open bath type.
Temperature range	-10°C to +55°C or wider
Pump capacity	Pressure:0.2 bar minimum Flow rate : 2L/min minimum
Cooling capacity	250 W@10°C minimum
Heater capacity	500W minimum
Bath volume	3L minimum

Note: Specifications and appearance are subject to change for product improvement without prior notice.